


## PRODUCT DATA SHEET

### Edge 21 - Wall/Ceiling



#### DESIGN BY:

Alessandro Mendini  
2004

#### MATERIALS:

Technopolymer

#### DESCRIPTION:

Wall support in thermoplastic resin; diffuser in thermoplastic material. Ability to mount LED light source E27 (LED light source not included).

The IP 65 degree of protection makes it also suitable for outdoor application.

#### SELECT

EXTRA FLUO / LED

White

#### PRODUCT CODE

1292010A

#### Light emission



IP65   

#### TECHNICAL DATA SHEET

#### FEATURES

Product name:	Edge 21 - Wall/Ceiling
Article Code:	1292010A
Colour:	White
Material:	Technopolymer
Series:	Design
Environment:	Indoor
Area contract:	Hospitality Hotel


#### OPTICS

Emission:	Diffused
-----------	----------

#### DIMENSIONS

Width:	cm 35
Height:	cm 32
Impact Resistance:	N/D
Glow Wire Test:	750°C

#### LAMPS NOT INCLUDED

	Category:	FLUO
	Number:	1
	Lbs:	Tc-tse
	Watt:	20W
	Socket:	E27
	Type:	Fb
	Colour Rendering:	1b
	Colour temperature (K):	3000K

#### ALTERNATIVE LAMPS

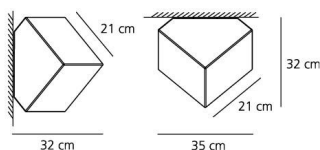
##### LED retrofit

Category:	LED
Watt:	15W
Luminous Flux (lm):	1522lm
Socket:	E27
Class:	A

#### LUMINAIR

Watt:	20W
Voltage:	220V-240V

#### DIMENSIONS



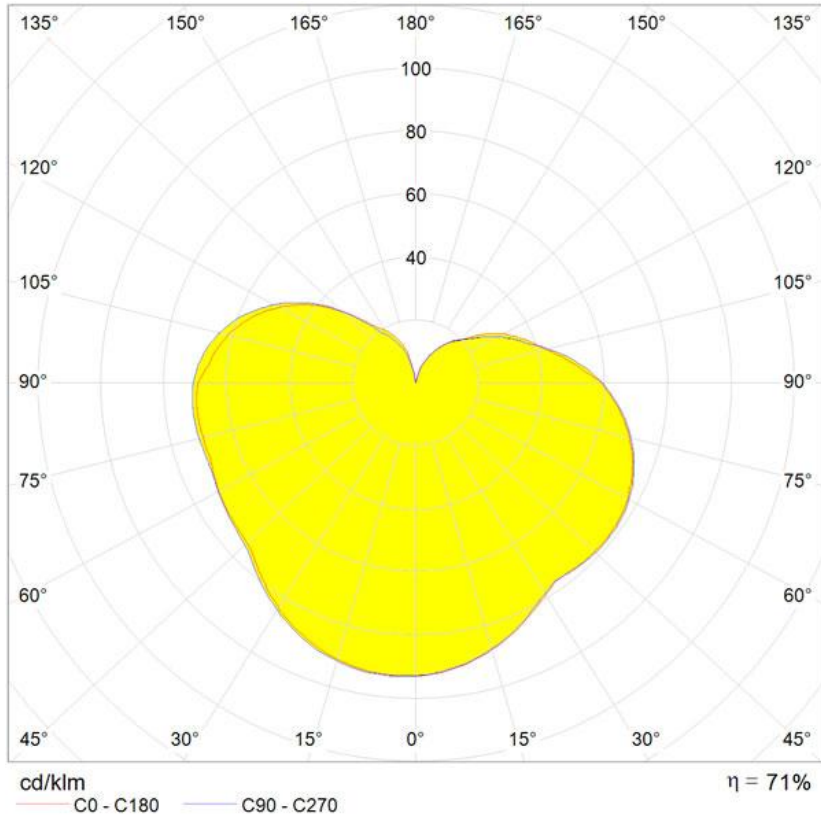
#### COLOUR



Luminous Flux (lm): 1200lm  
CCT: 2700K

## DIAGRAMS

### Polar curve



### Cartesian diagram

